

Figure 1: Sensor chamber.




Figure 2: LED connections




Figure 3: Powering the LED





Figure 4: Photoresistor



Figure 5: Testing the sensitivity



Figure 6: Testing the water sample